



Analysis of The Playing Technique Skills of The English Manchester City Football Club in Winning The UEFA Champions League Title for The 2022-2023 Season

Joe Pratama Saragih¹, Achmad Widodo¹, Mokhammad Nur Bawono¹, Awang Firmansyah¹

¹ Faculty of Sport and Health Sciences, Universitas Negeri Surabaya, Surabaya, Indonesia
joepratama.20102@unesa.ac.id

Abstract. Football is a popular sport that appeals to the public. The purpose of the study was to determine the most dominant playing technique skills and the best quality of playing techniques from the Manchester City Team. The type of research used is quantitative descriptive research with a descriptive method approach. The subjects used in the study were all players who played in the match between Manchester City against Sevilla in the group, RB Leipzig in the last 16, Bayern München in the last 8, Real Madrid in the last 4, and Inter Milan in the final. While the object of this research concerns playing technique skills such as: passing, shooting, dribbling, ball control, and heading.

The data source is in the form of video recordings of matches taken from the Vidio.com application. The research instrument used is a match statistical sheet developed by the researcher. The data analysis technique used is quantitative descriptive analysis through numbers obtained from the assessment results.

It can be concluded from the results of the analysis of the Manchester City team in five matches in the UEFA Champions League season 2022-2023, namely:

1. The average percentage of the most dominant and best techniques used by the Manchester City team is passing 564 times (88%), shooting 17 times (54%), dribbling 26 times (62%), ball control 427 times (96%) and heading 21 times (53%).
2. The most dominant technique used by the Manchester City team in the five matches was the passing technique 2,818 times and the ball control technique was the technique that had the highest quality (96%) compared to other techniques.
3. The average percentage of Manchester City team techniques against all opponents, seen from the percentage of playing technique skills, the Manchester City Team excels in all playing techniques such as passing (by 6%), shooting (by 20%), dribbling (by 16%), ball control (by 2%) and heading (by 6%).

Based on statistical data on all playing technique skills of the Manchester City team and their opponents, overall (first half, second half and full

time) the percentage of Manchester City team playing techniques only lost in one aspect of the technique, namely heading techniques (by 1% in the second half) the rest were able to excel, both in the first half, second half, and in full time, this proves that the percentage of successful passing, shooting, dribbling, ball possession and heading techniques can have an influence on the final result of the match. But in addition to the techniques possessed by players, there are other factors that affect the outcome of the match, such as: game tactics, understanding of game strategy, formation and mental factors.

Keywords: Analysis, Playing Techniques, Manchester City, Champions League

1. INTRODUCTION

In general, the definition of exercise is one of the physical and psychological activities of a person that is useful for improving the quality of one's health after exercise (23). Exercise is an activity that is carried out to train a person's fitness, both physically and spiritually (3). Most people generally interpret exercise only as a movement activity that is deliberately carried out to improve or maintain a healthy body. The movements that are targeted when doing sports include: walking, running, standing, squatting, jumping, jumping, throwing, and catching (20).

Sports in human life in general have a great influence, because through sports, humans can improve physical fitness and maintain health (5). In addition to maintaining physical fitness, sports can also be used as a means to achieve success, therefore sports really need to get special attention which aims to find new seeds in improving the achievements of a nation and country (1).

The most popular sport in the world today is football. Since ancient times, football has a long history without any signs of decline. Football can be categorised as an achievement sport if developed and fostered systematically. Football is one of the most popular sports as evidenced by the discovery of many football schools (SSB) in various regions in Indonesia (15). Every time there is a competition held in Indonesia, it will definitely be very crowded, filled with spectators of the two competing clubs to support their favourite club competing on the field. Football is very popular with the public because it is very beneficial for health and easy to play by all groups (10).

Football is a very complex sport (8). Even so, football is a sport that is favoured by many people from various circles and ages, especially in Indonesia. Football is a popular pastime that generates the most enthusiasm from the Indonesian people. This sport can be done anywhere so that children can play freely and can easily channel their talents (19).

Football is a popular sport that appeals to the public. This sport is played by two opposing teams, each of the two teams trying to put the ball into the opposing team's goal (9). To play football well, it is necessary to learn the basic techniques of the game, such as passing the ball, dribbling, controlling the ball and kicking the ball into the opponent's goal (15).

When playing football, it is very important to master the basic techniques of football (26). Indeed, these basics are a very important basis to be mastered by someone who plays football (17). There are 2 basic techniques for playing football, namely: 1) techniques without the ball, such as: running and deceptive movements; 2) techniques using the ball: controlling the ball, kicking the ball, heading the ball, catching the ball, throwing the ball and keeping the goal (1). Football in the current era is experiencing a lot of progress, change and development very rapidly (4).

Because the ability of basic football techniques is the main capital of a person to play football, so to improve and improve the quality in the performance of the game of football, technical problems become the determining factor of the game of football (14). A person who wants to achieve optimal performance in football must develop the maturity of playing technique skills. Increasing the ability to master these basic techniques can only be achieved through continuous training and matches that are planned according to the achievements to be achieved (8).

Football is favoured by many people because it is suitable for all groups and also has a variety of techniques. Basic football technique is a skill or ability that a player has to make movements related to football (Hariono et al., 2021). The purpose of these basic football techniques is to develop the skills and abilities that the player himself has, which are indispensable for every football game (26).

A person who wants to achieve optimal performance in football needs to develop four basic components consisting of: 1) physical development, 2) technical development, 3) mental development, and 4) maturity of a champion (11). Indonesian football must emulate the style of play, technique, and physical fitness of elite-level competition in order to progress and develop. Elite football competition has several main components, namely technical, physical and mental (9).

The most elite football competition is the European Champions League (UEFA Champions League), the European Champions League is an annual club football competition organised by the Union of European Football Associations (UEFA) and participated by the highest European division clubs. The UEFA Champions League is a grand championship that is only followed by the national champions of each UEFA member national association (and also runners-up for some countries) this competition is one of the most prestigious tournaments in the world and the most prestigious club competition in all of European football which is held annually (22).

In a football tournament there are certainly many matches that are very interesting and worth reviewing. Some matches that the author feels have match quality are the matches between Manchester City against Sevilla in the group stage, Manchester City against RB Leipzig in the last 16 of the second leg, Manchester City against Bayern Munich in the last 8 of the first leg, Manchester City against Real Madrid in the last 4 of the second leg, and Manchester City against Inter Milan in the final round. Although the 2022-2023 UEFA Champions League matches have been held and it is already known which club is the champion, who is the best player, player statistics in each match and other information, but regarding the analysis of the football playing skills of the Manchester City club in winning the 2022-2023 UEFA Champions League season until now there is still no discussion. To find out the extent to which in a football match these techniques can be used or applied, an analysis of playing technique skills is needed (16).

The use of statistics during matches is indispensable for athletes and coaches, because it can describe the performance of players and teams during matches. Match statistics are also an important element in sports (12). In the modern football era, the use of statistics is already and even obligatory to be a common daily use. The function of match statistics is to provide information about a match (25). Thanks to match statistics, the coach will understand his team's points and can prepare tactics and strategies for future matches.

However, the reality is that in Indonesia there is still a lack of knowledge and ability to analyse football match statistics. In addition, not all Indonesian football clubs or teams have a qualified analysis team with their own various sub-statistics (2). Statistical analysis of matches is very important to provide an overview of events to players, coaches, managers, sponsors and football lovers in general in a match. Later this match statistical data is used as material for coach evaluation to improve the quality of the team to the maximum (9). Match statistics will certainly relate to basic football techniques such as the number of passing, shooting, dribbling and ball possession which represent the match (13).

Statistics are a key element in a match. Match statistics are needed to assess the strengths and weaknesses of the opposing team to be faced. To improve performance in matches and also the quality of each game, it is necessary to analyse match results (16). Besides being useful for improving team competence, match analysis is also used by coaches to see the strength of potential opponents, not only before the match, but also during the match (18).

Researchers have an interest in knowing and discussing in detail the success of Manchester City in winning the 2022-2023 Champions League season and getting the first treble and becoming the second English league club to do so after their city rivals Manchester United in the 1998/1999 season. So the researcher needs to conduct a study entitled 'Analysis of Playing Technique Skills of Manchester City Football Club England in Winning the UEFA Champions League Title for the 2022-2023 Season' and help find out how to play tactical football like Manchester City did in the UEFA Champions League season 2022-2023.

Problem Statement

1. What is the most dominant playing technique skill, what is the best technique used by Manchester City club in winning the UEFA Champions League title for the 2022-2023 season?

Research Objectives

1. To find out the skills of the most dominant playing technique, what is the best technique used by the Manchester City club in winning the UEFA Champions League title for the 2022-2023 season.

Research Benefits

1. Theoretical Benefits
 - a. As a contribution to scientific work for the development of science at Surabaya State University regarding the analysis of playing technique skills of Manchester

City football club in winning the UEFA Champions League title for the 2022-2023 season.

- b. Providing research contributions in the field of sports, especially in the sport of football.

2. Practical Benefits

- a. To add insight and practice the knowledge gained in lectures with problems in the actual field.
- b. Enriching references to coaches on the analysis of playing technique skills.
- c. As a reference material for similar research in the future.

Research Assumptions

1. The Manchester City club can win the 2022-2023 UEFA Champions League season title because it has better technical skills than its opponents.

Research Limitations

The problem to be researched is limited to playing technique skills such as: passing, shooting, dribbling, ball control and heading performed by Manchester City England football club in winning the 2022-2023 UEFA Champions League season title. Only in 5 Manchester City matches when dealing with: 1) Sevilla in the group stage, 2) RB Leipzig in the round of 16 second leg, 3) Bayern Munich in the round of 8 first leg, 4) Real Madrid in the round of 4 second leg, and 5) Inter Milan in the final.

2. METHODS

Research Types and Methods

The type of research used is quantitative descriptive research. With a descriptive method approach. Quantitative research is research that focuses on the study of objective phenomena that are studied quantitatively (Musfion, 2012: 58).

Subjects and Objects of Research

The subjects used in this study were all players who played in the match between Manchester City and: 1) Sevilla in the group stage, 2) RB Leipzig in the round of 16 second leg, 3) Bayern Munich in the last 8 of the first leg, 4) Real Madrid in the last 4 of the second leg, and 5) Inter Milan in the final round. While the object of this research concerns playing skills such as: passing, shooting, dribbling, ball control, and heading.

Data Source

The data source used in this study is secondary data obtained from video recordings of matches taken from the Vidio.com application which contains match records of all matches played by the Manchester City club.

The data taken is 5 matches of the Manchester City Club in the Champions League, namely the match between Manchester City against: 1) Sevilla in the group stage, 2) RB Leipzig in the last 16 of the second leg, 3) Bayern Munich in the last 8 of the first leg, 4) Real Madrid in the last 4 of the second leg, and 5) Inter Milan in the final.

Research Instruments

The research instrument used to collect data is a statistical leaflet developed by the researcher. The following are the research instruments:

Table Research Instrument Sheets

No	Name	Passing		Shooting		Dribbling		Ball Control		Heading	
		S	F	S	F	S	F	S	F	S	F
First Half											
Second Half											
Total											

Description:

S : Success

White : First Half

F : Failed

Blue : Second Half

Criteria for Assessment of Play Skills

No	Technical	Success	Failed
1	Passing	The player passes the ball to a teammate and can be well received by his friend.	The player passes the ball but the direction is not on target.
2	Shooting	Players kick the ball towards the opponent's goal (on of target)	The player kicks the ball towards the opponent's goal but out of target.
3	Dribling	The player dribbles the ball and can pass the opponent	The player dribbles the ball and cannot pass the opponent
4	Ball Control	Players can control the ball and the ball can be received well	The player cannot control the ball and the ball cannot be received well
5	Heading	Players head the ball to a target (teammate or opponent's goal)	The player heads the ball and does not hit the target (teammate or opponent's goal).

Data Collection Technique

The data collection technique used in this research is quantitative using descriptive analysis method. This method is used to obtain the data needed by researchers. The researcher is only an observer and will not be directly involved. Researchers will look for match statistical results from match videos, then make notes, then annotate and describe them.

The process of obtaining the data and information needed, the observer will observe and record every moment of the match from the first minute to the completion of the match. Data obtained from the observation of match videos in the form of successful passing, failed passing, shoots on target, shoots off target, successful dribbling, failed

dribbling, successful ball control, failed ball control, successful heading, and failed heading, then this data will later be entered into a research instrument sheet.

Data Collection Procedure

The data collection of this research is divided into three stages, namely: 1) preparation stage, 2) video shooting stage, and 3) video analysis stage.

1. Preparatory steps
 - a. Preparing the laptop
 - b. Connecting the laptop connection to the Internet
 - c. Prepare stationery
2. Video capture stage (download)
 - a. Search for football match videos on the website www.vidio.com
 - b. Download the video.
 - c. Save the video on the laptop
3. Video analysis stage
 - a. Use the media player to play the complete football match video from start to finish.
 - b. Repeat the video several times until reliable data is obtained.
 - c. Enter the results of the analysis into the instrument sheet.

Data Analysis Technique

The data analysis technique used is quantitative descriptive analysis technique percentage. The purpose of this study is to determine the technical analysis of the playing ability of Manchester City players in the 2022-2023 UEFA Champions League season. The data obtained from game statistics in the form of numbers is then analysed in the form of detailed explanations or descriptions through results and discussions. Researchers will provide information on how the team won the match based on match statistics.

After collecting and analysing all the data, conclusions will be drawn. To calculate the percentage, use the following formula:

$$P = \frac{n}{N} \times 100\%$$

Description:

P : Percentage sought

n : Classification

N : Total (Maksum, 2009).

3. RESULTS AND DISCUSSION

3.1 Results

The data presented in this discussion includes data analysis of five Champions League matches for the 2022-2023 season, namely: 1) Manchester City vs Sevilla in the group stage, 2) Manchester City vs RB Leipzig in the second leg in the last 16, 3) Manchester City vs Bayern Munich in the first leg in the last 8, 4) Manchester City vs Real Madrid in the second leg of the last 4, and 5) Manchester City vs Inter Milan in the Final round.

After conducting research by analysing match data through secondary data obtained from the company <https://www.vidio.com/>, the following observations of passing, shooting, dribbling, ball control and heading were obtained.

Table 1. Observation Data of Playing Technique Skills of Manchester City Team Vs Sevilla Team

No	Name	Passing		Shooting		Dribbling		Ball Control		Heading	
		S	F	S	F	S	F	S	F	S	F
1	Ederson (31)	12	2					8	0		
		11	1					7	0		
2	João Cancelo (7)	36	7	0	1			29	1	0	2
		33	2	1	2	0	1	23	1		
3	Rúben Dias (3)	47	1			2	0	39	0		
		27	1	1	0			20	1		
4	Manuel Akanji (25)	46	3					40	0		
		25	5					18	1	1	1
5	Sergio Gómez (21)	37	3			1	0	28	0	0	1
		25	4			1	0	23	1	3	0
6	Rodri (16)	31	0					22	1	0	2
		23	1	0	2			18	0		
7	Bernardo Silva (20)	24	2			0	1	23	2	1	0
		22	2			1	0	15	0		
8	Kevin De Bruyne (17)	16	6	0	3			15	1	0	1
		20	4	1	1	1	0	17	1		
9	Phil Foden (47)	22	2			0	4	19	0		
		6	0	2	0	1	0	9	2		
10	Erling Haaland (9)	5	0	2	2			5	2		
		3	0	1	2			1	2	0	1
11	Jack Grealish (10)	24	5	0	1	1	0	26	1	1	0
		6	2					7	0	2	0
12	İlkay Gündogan (8)										
		11	3					8	0		
13	Kalvin Phillips (4)										
		14	0					11	0		
14	Cole Palmer (80)										
		13	1	1	0	2	0	16	0		
15	Julián Álvarez (19)										
		4	0	1	0			5	1		
16	Riyad Mahrez (26)										
		5	1			0	2	8	0		
First Half		300	31	2	7	4	5	254	8	2	6
Second Half		248	27	8	7	6	3	206	10	6	2
Total		548	38	10	14	10	8	478	18	8	8

Description:

S : Success

White : First Half

F : Failed

Blue : Second Half

*The number under the name is Number Back

Table 2. Data on Observation of Sevilla Team Playing Technique Skills

No	Name	Passing		Shooting		Dribbling		Ball Control		Heading	
		S	F	S	F	S	F	S	F	S	F
1	Yassine Bounou (13)	18	6					16	0		
		13	10					9	0		
2	Jesús Navas (16)	16	2					13	0	1	0
		11	2					11	2	0	1
3	Tanguy Nianzou (14)	24	2					19	0		
		12	3					7	0	1	0
4	José Carmona (30)	26	4					21	0		
		15	3			1	0	18	0		
5	Marcos Acuña (19)	14	4	0	1			13	0		
		10	5			0	2	17	0		
6	Thomas Delaney (18)	18	3					10	0		
7	Nemanja Gudelj (6)	12	1					9	0	1	1
		9	0	0	1			3	0		
8	Papu Gómez (24)	13	3	0	1	1	0	12	1	0	1
		2	3	0	1			5	2	0	1
9	Ivan Rakitic (10)	10	6					6	1	1	0
10	Alex Telles (3)	11	5					16	1	1	0
		2	0					6	0		
11	Isco (22)	10	2			0	1	8	3	2	0
		11	3			0	1	10	0	0	1
12	Adnan Januzaj (11)										
		4	0					3	0		
13	Kasper Dolberg (5)										
		7	3			1	0	6	0	1	0
14	Rafa Mir (12)										
		8	5	0	1			5	0	0	3
15	Joan Jordán (8)										
		16	2					9	0		
16	Susó (7)										
		2	1	1	0			3	0		
First Half		172	38	0	2	1	1	143	6	6	2
Second Half		122	40	1	3	2	3	112	4	2	6
Total		294	78	1	5	3	4	255	10	8	8

Description:

S : Success

White : First Half

F : Failed

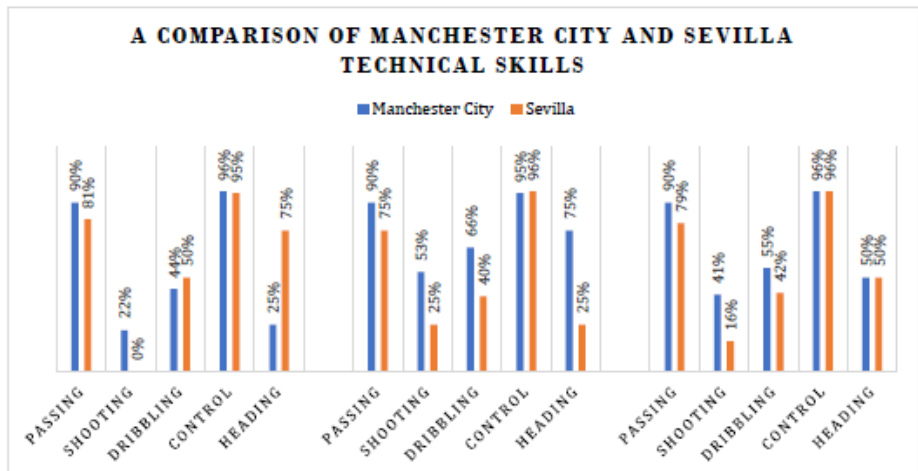
Blue : Second Half

*The number under the name is Number Back

Table 3. Statistical Data of Playing Technique Skills of Manchester City Team and Sevilla Team

Manchester City Team												
	First Half		Second Half		Full Time		First Half		Second Half		Full Time	
	S	F	S	F	S	F	S	F	S	F	S	F
Passing	300	31	248	27	548	58	90%	10%	90%	10%	90%	10%
Shooting	2	7	8	7	10	14	22%	78%	53%	47%	41%	59%
Dribbling	4	5	6	3	10	8	44%	56%	66%	34%	55%	45%
Control	254	8	206	10	460	18	96%	4%	95%	5%	96%	4%
Heading	2	6	6	2	8	8	25%	75%	75%	25%	50%	50%
Total	562	57	474	49	1.036	106	90%	10%	90%	10%	90%	10%

Sevilla Team												
	First Half		Second Half		Full Time		First Half		Second Half		Full Time	
	S	F	S	F	S	F	S	F	S	F	S	F
Passing	172	38	122	40	294	78	81%	19%	75%	25%	79%	21%
Shooting	0	2	1	3	1	5	0%	100%	25%	75%	16%	84%
Dribbling	1	1	2	3	3	4	50%	50%	40%	60%	42%	58%
Control	143	6	112	4	255	10	95%	5%	96%	4%	96%	4%
Heading	6	2	2	6	8	8	75%	25%	25%	75%	50%	50%
Total	322	49	239	56	561	105	86%	14%	81%	19%	84%	16%

Figure 1. Percentage Comparison of the Quality of Playing Techniques of Manchester City and Sevilla Players

*NB The left shows the technical skills of playing in the first half, The centre shows the technical skills of playing in the second half, The right shows the technical skills of playing at full time.

In the first half of the Manchester City Team against the Sevilla Team, seen from the percentage of playing technique skills, the Manchester City Team excelled in passing techniques (by 9%), shooting (by 22%) and ball control (by 1%) while the Sevilla Team excelled in techniques such as dribbling (by 6%) and heading (by 50%).

Furthermore, in the first half, Manchester City's most frequently used technique was passing, which was used 331 times and the best technique used was ball control with a percentage of 96% success. While the most frequently used technique of Sevilla Team is passing which is 210 times used and the best technique used by Sevilla Team is ball control with a percentage reaching 95% success.

In the second half of the Manchester City Team against the Sevilla Team, seen from the percentage of playing technique skills, the Manchester City Team excelled in passing techniques (by 15%), shooting (by 28%), dribbling (by 26%), and heading (by 50%) while the Sevilla Team only excelled in ball control techniques (by 1%).

Furthermore, in the second half, the most frequently used technique by the Manchester City team was passing, which was used 275 times and the best technique used by the Manchester City team was ball control with a percentage reaching 95% success. While the technique most often used by the Sevilla Team is passing, which is 162 times used and the technique best used by the Sevilla Team is ball control with a percentage reaching 96% success.

At full time the Manchester City Team against the Sevilla Team seen from the percentage of playing technique skills, the Manchester City Team excels in passing techniques (by 11%), shooting (by 28%), and dribbling (by 13%) then draws on ball control and heading techniques.

Furthermore, at full time the most frequently used technique of the Manchester City Team is passing, which is 606 times used and the best technique used by the Manchester City Team is ball control with a percentage reaching 96% success. While the technique most often used by the Sevilla Team is passing, which is 372 times used and the technique best used by the Sevilla Team is ball control with a percentage reaching 96% success.

Table 4. Data on Observation of Playing Technique Skills of Manchester City Team Vs RB Leipzig Team

No	Name	Passing		Shooting		Dribbling		Ball Control		Heading	
		S	F	S	F	S	F	S	F	S	F
1	Ederson (31)	17	1					13	0		
		13	2					9	0		
2	Nathan Aké (6)	37	3			1	0	29	0	1	0
		35	4			1	0	26	0	3	0
3	Rüben Dias (3)	40	3	1	1			36	0	1	0
		37	3					29	1		
4	Manuel Akanji (25)	39	6			1	0	31	0		
		48	7	3	0	0	1	41	0	1	1
5	Rodri (16)	42	5	0	1	1	0	32	0	1	0
		20	1					14	1		
6	John Stones (5)	23	0					12	0		
		6	0			1	0	2	1		
7	Bernardo Silva (20)	10	0			1	0	7	0		
		28	3					18	2		
8	Kevin De Bruyne (17)	16	4	0	1	0	2	12	1		
		24	4	1	0	2	0	15	1		
9	İlkay Gündoğan (8)	19	1	1	2	1	0	17	1		
		6	0	1	0			3	2		
10	Jack Grealish (10)	18	2	0	1	2	2	20	2		
		6	0					5	0		
11	Erling Haaland (9)	8	5	5	0	2	0	7	1	2	0
		3	0	3	0			1	0	1	0
12	Phil Foden (47)										
		15	0			2	0	9	1		
13	Kalvin Phillips (4)										
		30	1					16	1	1	0
14	Sergio Gómez (21)										
		25	0			3	1	13	0	0	1
15	Julián Álvarez (19)			0	1						
		7	1			1	0	6	1	1	0
16	Riyad Mahrez (26)										
		17	2	1	0	5	2	17	1	1	0
First Half		269	30	7	6	9	4	216	5	5	0
Second Half		320	28	9	1	16	4	224	12	8	2
Total		589	58	16	7	25	8	440	17	13	2

Description:

S : Success

White : First Half

F : Failed

Blue : Second Half

*The number under the name is Number Back

Table 5. Data on Observation of Playing Technique Skills of RB Leipzig Team

No	Name	Passing		Shooting		Dribbling		Ball Control		Heading	
		S	F	S	F	S	F	S	F	S	F
1	Janis Blaswich (21)	22	11					21	0		
		13	7					10	0		
2	Benjamin Henrichs (39)	1	7					9	0	0	1
		5	2					8	2	1	0
3	Josko Gvardiol (32)	26	5			1	0	26	0	0	2
		20	1			1	1	13	2	1	0
4	Willi Orbán (4)	21	3			1	0	17	1		
		20	4					13	0	1	2
5	David Raum (22)	9	1					6	0		
		11	2			2	0	11	1		
6	Amadou Haidara (8)	13	0	1	0	1	0	8	0		
		4	0					1	1	1	1
7	Kevin Kampl (44)	11	2			1	0	15	1		
		15	2					11	0		
8	Konrad Laimer (27)	4	2					5	1	0	2
		10	1					6	1	0	1
9	Emil Forsberg (10)	6	3					7	0		
		5	0					1	0		
10	Dominik Szoboszlai (17)	15	2			1	0	15	0		
		3	1	0	1	0	2	5	2		
11	Timo Werner (11)	5	2	0	1	0	1	4	1		
		1	3					2	1		
12	Yussuf Poulsen (9)										
		0	0					0	3	0	2
13	Lukas Klostermann (16)										
		6	0					4	0		
14	André Silva (19)										
		0	1	0	1	0	1	4	0		
15	Dani Olmo (7)										
		4	4			1	1	5	1	0	1
16	Mohamed Simakan (2)										
		12	4					11	1	0	1
First Half		133	38	1	1	5	1	132	4	0	5
Second Half		129	32	0	2	4	5	105	15	4	8
Total		262	70	1	3	9	6	235	19	4	13

Description:

S : Success

White : First Half

F : Failed

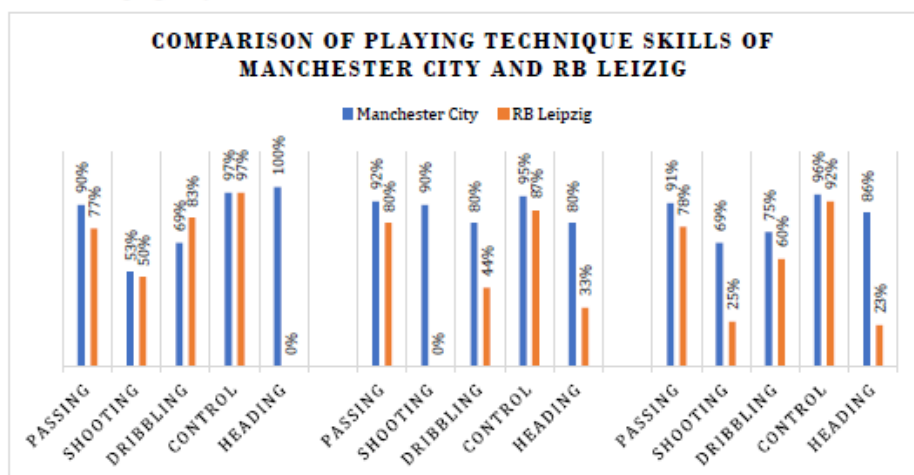
Blue : Second Half

*The number under the name is Number Back

Table 6. Statistical Data of Playing Technique Skills of Manchester City Team and RB Leipzig Team

Manchester City Team												
	First Half		Second Half		Full Time		First Half		Second Half		Full Time	
	S	F	S	F	S	F	S	F	S	F	S	F
Passing	269	30	320	28	589	58	90%	10%	92%	8%	91%	9%
Shooting	7	6	9	1	16	7	53%	47%	90%	10%	69%	31%
Dribbling	9	4	16	4	25	8	69%	31%	80%	20%	75%	25%
Control	216	5	224	12	440	17	97%	3%	95%	5%	96%	4%
Heading	5	0	8	2	13	2	100%	0%	80%	20%	86%	14%
Total	506	45	577	47	1.083	92	91%	9%	92%	8%	92%	8%

RB Leipzig Team												
	First Half		Second Half		Full Time		First Half		Second Half		Full Time	
	S	F	S	F	S	F	S	F	S	F	S	F
Passing	133	38	129	32	262	70	77%	23%	80%	20%	78%	22%
Shooting	1	1	0	2	1	3	50%	50%	0%	100%	25%	75%
Dribbling	5	1	4	5	9	6	83%	17%	44%	56%	60%	40%
Control	132	4	105	15	235	19	97%	3%	87%	13%	92%	8%
Heading	0	5	4	8	4	13	0%	100%	33%	67%	23%	77%
Total	271	49	242	62	511	111	84%	16%	79%	21%	82%	18%

Figure 2. Percentage Comparison of the Quality of Playing Techniques of Manchester City and RB Leipzig Players

*NB The left shows the technical skills of playing in the first half, The centre shows the technical skills of playing in the second half, The right shows the technical skills of playing at full time.

In the first half of the Manchester City Team against the RB Leipzig Team, seen from the percentage of playing technique skills, the Manchester City Team excelled in passing techniques (by 13%), shooting (by 3%), and heading (by 100%) while the RB Leipzig Team only excelled in dribbling techniques (by 14%), then drew on ball control techniques.

Furthermore, in the first half, the most frequently used technique by the Manchester City Team was passing, which was used 299 times and the best technique used by the Manchester City Team was heading with a percentage of 100% success. While the most frequently used technique of the RB Leipzig Team is passing, which is 171 times used and the best technique used by the RB Leipzig Team is ball control with a percentage reaching 97% success.

In the second half of the Manchester City Team against RB Leipzig, seen from the percentage of playing technique skills, the Manchester City Team excelled in all playing techniques such as passing (by 12%), shooting (by 90%), dribbling (by 36%), ball control (by 8%) and heading (by 47%).

Furthermore, in the second half, the technique most often used by the Manchester City Team was passing, which was used 348 times and the best technique used by the Manchester City Team was ball control with a percentage reaching 95% success. While the most frequently used technique of the RB Leipzig Team is passing, which is 161 times used and the best technique used by the RB Leipzig Team is ball control with a percentage of 87% success.

At full time the Manchester City Team against the RB Leipzig Team seen from the percentage of playing technique skills, the Manchester City Team excels in all playing techniques such as passing (by 13%), shooting (by 44%), dribbling (by 15%), ball control (by 4%) and heading (by 63%).

Furthermore, at full time the most frequently used technique of the Manchester City Team is passing, which is 647 times used and the best technique used by the Manchester City Team is ball control with a percentage reaching 96% success. While the technique most often used by the RB Leipzig Team is passing, which is 332 times used and the technique best used by the RB Leipzig Team is ball control with a percentage reaching 92% success.

Table 7. Data on Observation of Playing Technique Skills of Manchester City Team Vs Bayern Munich Team

No	Name	Passing		Shooting		Dribbling		Ball Control		Heading	
		S	F	S	F	S	F	S	F	S	F
1	Ederson (31)	13	2					11	0		
		4	5					4	0		
2	Nathan Aké (6)	21	2					18	1	1	0
		15	3	1	0			10	1	3	0
3	Rüben Dias (3)	38	2	0	1			30	0	1	0
		17	6	1	0			15	1	2	1
4	Manuel Akanji (25)	26	8					21	1	1	1
		13	3					16	0	1	0
5	Rodri (16)	29	4	1	0	2	0	21	1		
		21	7	1	0	1	0	18	0	0	3
6	John Stones (5)	17	5					13	0		
		11	2	0	1			5	0	1	0
7	Bernardo Silva (20)	12	4			1	3	15	2		
		16	0	1	0	2	1	10	0		
8	Kevin De Bruyne (17)	10	3					12	2		
		9	3			0	1	12	0		
9	Ilkay Gündogan (8)	17	1	1	1		0	10	1	1	1
		12	6			0	1	12	1	0	2
10	Jack Grealish (10)	21	3			3	2	18	0		1
		14	3	0	1	0	1	13	3		
11	Erling Haaland (9)	2	0	1	2			5	2	0	1
		10	3	1	1			13	1	0	2
12	Julián Alvarez (19)	0	0	0	0						
		3	1	1	1			4	1		
First Half		206	34	3	4	6	5	174	10	4	4
Second Half		145	42	6	4	3	4	132	8	7	8
Total		351	76	9	8	9	9	306	18	11	12

Description:

S : Success

White : First Half

F : Failed

Blue : Second Half

*The number under the name is Number Back

Table 8. Data on Observation of Bayern Munich Team Playing Technique Skills

No	Name	Passing		Shooting		Dribbling		Ball Control		Heading	
		S	F	S	F	S	F	S	F	S	F
1	Yann Sommer (27)	16	2					12	0	1	0
		17	3					13	0		
2	Benjamin Pavard (5)	21	3			1	0	15	2	1	1
		23	9	0	1			19	0	1	1
3	Dayot Upamecano (2)	39	7					37	0		
		43	7					41	0	1	0
4	Matthijs de Ligt (4)	41	2					38	0	1	2
		30	4	0	1			26	0	1	0
5	Alphonso Davies (19)	32	1	0	1	3	3	26	2		
		20	0			0	1	19	2		
6	Joshua Kimmich (6)	29	1	0	1			19	0		
		31	3	0	1			28	0	1	0
7	Leon Goretzka (8)	24	3					15	0	0	1
		15	2					11	0	1	0
8	Kingsley Coman (11)	12	2			2	6	20	3	1	0
		11	1	0	1	2	0	14	0	1	1
9	Jamal Musiala (42)	14	4	0	1	2	2	20	1		
		5	2			1	2	9	0	1	0
10	Leroy Sané (10)	19	2	0	1	3	2	18	0		
		9	1	4	0			10	0	0	1
11	Serge Gnabry (7)	14	5			0	1	9	3		
		5	2			0	2	6	1	0	2
12	Thomas Müller (25)										
		4	2					3	0	0	2
13	João Cancelo (22)										
		8	2					11	0		
14	Sadio Mané (17)										
		5	1					3	0	1	0
First Half		261	32	0	4	11	14	229	11	4	4
Second Half		226	39	4	4	3	5	213	3	8	7
Total		487	71	4	8	14	19	442	14	12	11

Description:

S : Success

White : First Half

F : Failed

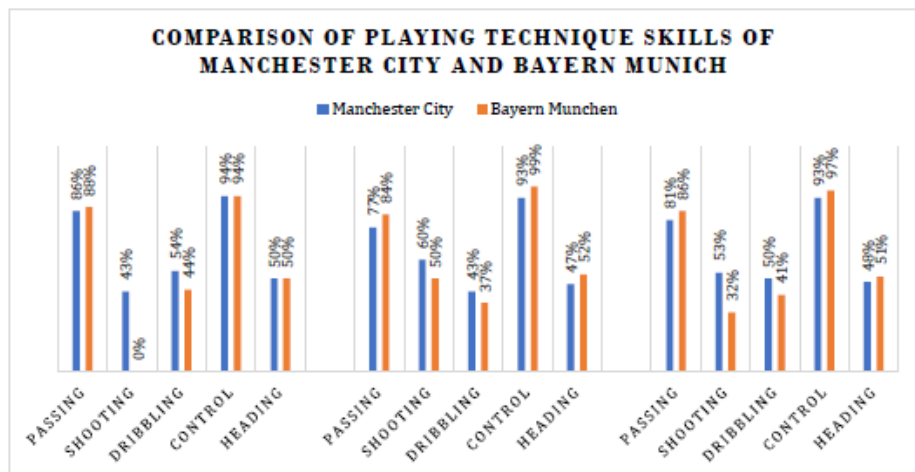
Blue : Second Half

*The number under the name is Number Back

Table 9. Statistical Data of Playing Technique Skills of Manchester City Team and Bayern Munich Team

Manchester City Team												
	First Half		Second Half		Full Time		First Half		Second Half		Full Time	
	S	F	S	F	S	F	S	F	S	F	S	F
Passing	206	34	145	42	351	76	86%	14%	77%	23%	81%	19%
Shooting	3	4	6	4	9	8	43%	57%	60%	40%	53%	47%
Dribbling	6	5	3	4	9	9	54%	46%	43%	57%	50%	50%
Control	174	10	132	8	306	18	94%	6%	93%	7%	93%	7%
Heading	4	4	7	8	11	12	50%	50%	47%	53%	48%	52%
Total	393	57	293	66	686	123	86%	14%	82%	18%	85%	15%

Bayern Munchen Team												
	First Half		Second Half		Full Time		First Half		Second Half		Full Time	
	S	F	S	F	S	F	S	F	S	F	S	F
Passing	261	32	226	39	487	71	88%	12%	84%	16%	86%	14%
Shooting	0	4	4	4	4	8	0%	100%	50%	50%	32%	68%
Dribbling	11	14	3	5	14	19	44%	56%	37%	63%	41%	59%
Control	229	11	213	3	442	14	94%	6%	99%	1%	97%	3%
Heading	4	4	8	7	12	11	50%	50%	52%	48%	51%	49%
Total	505	65	454	58	959	123	88%	12%	89%	11%	89%	11%

Figure 3. Percentage Comparison of the Quality of Playing Techniques of Manchester City and Bayern Munich Players

*NB The left shows the technical skills of playing in the first half, The centre shows the technical skills of playing in the second half, The right shows the technical skills of playing at full time.

In the first half of the Manchester City Team against the Bayern Munich Team, seen from the percentage of playing technique skills, the Manchester City Team excelled in shooting techniques (by 43%) and dribbling (by 10%) while the Bayern Munich Team only excelled in passing techniques (by 2%) then in the draw on ball control and heading techniques.

Furthermore, in the first half, the most frequently used technique by the Manchester City Team was passing, which was used 240 times and the best technique used by the Manchester City Team was ball control with a percentage of 94% success. While the technique most often used by the Bayern Munich Team is passing, which is 293 times used. And the best technique used by the Bayern Munich Team is ball control with a percentage reaching 94% success.

In the second half of the Manchester City Team against the Bayern Munich Team, seen from the percentage of playing technique skills, the Manchester City Team excelled in shooting techniques (by 10%) and dribbling (by 6%) while the Bayern Munich Team excelled in passing techniques (by 7%), ball control (by 6%) and heading (by 5%).

Furthermore, in the second half, the most frequently used technique by the Manchester City Team was passing, which was used 187 times and the best technique used by the Manchester City Team was ball control with a percentage reaching 93% success. While the technique most often used by the Bayern Munich Team is passing, which is 265 times used and the technique best used by the Bayern Munich Team is ball control with a percentage reaching 99% success.

At full time the Manchester City Team against the Bayern Munich Team seen from the percentage of playing technique skills, the Manchester City Team excels in shooting techniques (by 21%) and dribbling (by 9%) while the Bayern Munich Team excels in passing techniques (by 5%), ball control (by 4%) and heading (by 3%).

Furthermore, at full time the most frequently used technique of the Manchester City Team is passing, which is 427 times used and the best technique used by the Manchester City Team is ball control with a percentage reaching 93% success. While the technique most often used by the Bayern Munich Team is passing, which is 558 times used and the technique best used by the Bayern Munich Team is ball control with a percentage reaching 97% success.

Table 10. Data on Observation of Playing Technique Skills of Manchester City Team Vs Real Madrid Team

No	Name	Passing		Shooting		Dribbling		Ball Control		Heading	
		S	F	S	F	S	F	S	F	S	F
1	Ederson (31)	11	1					8	0		
		7	2					3	0		
2	Rúben Dias (3)	30	2					25	0	1	0
		16	1					11	0		
3	Manuel Akanji (25)	59	2	0	1			46	0	1	0
		19	3	1	0			13	0	0	1
4	Kyle Walker (2)	28	4	0	1	1	0	22	0		
		19	1			1	1	14	1		
5	Rodri (16)	62	7	0	1	1	0	48	1	2	1
		42	4			1	0	31	0	0	1
6	John Stones (5)	33	5	0	1	0	1	30	0	1	0
		29	0					21	1	0	1
7	Bernardo Silva (20)	25	3	3	0	3	2	22	3	1	0
		28	3			0	2	24	1	0	1
8	Kevin De Bruyne (17)	16	4	0	1	1	1	21	2		
		13	8			1	0	16	1		
9	İlkay Gündogan (8)	32	3	0	1	0	1	25	0		
		20	2			2	1	19	2		
10	Jack Grealish (10)	23	3	0	1	2	2	24	1	0	2
		20	5			2	2	26	0		
11	Erling Haaland (9)	4	3	2	1	2	1	4	2	2	1
		3	1	1	0			2	2		
12	Riyad Mahrez (26)										
		7	1			1	0	9	0		
13	Julián Álvarez (19)										
		1	0	1	0						
14	Phil Foden (47)										
		11	0					8	0	0	1
First Half		323	37	5	8	10	8	253	9	8	4
Second Half		235	31	3	0	8	6	197	8	0	5
Total		558	68	8	8	18	14	450	17	8	9

Description:

S : Success

White : First Half

F : Failed

Blue : Second Half

*The number under the name is Number Back

Table 11. Data on Observation of Real Madrid Team Playing Technique Skills

No	Name	Passing		Shooting		Dribbling		Control		Heading	
		S	F	S	F	S	F	S	F	S	F
1	Thibaut Courtois (1)	9	9					9	0		
		8	5					9	0		
2	Dani Carvajal (2)	7	2					4	0	1	1
		19	1					12	2		
3	David Alaba (4)	6	1					3	0	0	1
		18	3	1	0			14	1		
4	Eder Militão (3)	15	8					11	0	2	0
		28	4			1	1	19	0		
5	Eduardo Camavinga (12)	13	3					13	1	0	1
		24	1					12	0		
6	Luka Modric (10)	15	6					12	2	1	1
		14	3					12	1		
7	Toni Kroos (8)	18	2	0	1			14	3		
		15	1	0	1			11	0		
8	Federico Valverde (15)	4	1					2	2	0	1
		26	3					20	0	2	0
9	Rodrygo (21)	2	3					5	0		
		14	2			1	0	12	0	1	0
10	Karim Benzema (9)	6	1					4	0	0	3
		14	5	1	1	1	1	13	4		
11	Vinicius Júnior (20)	3	3					6	2		
		11	2	0	1	0	4	20	1		
12	Aurélien Tchouaméni (18)										
		12	2					7	0	1	0
13	Antonio Rüdiger (22)										
		11	0					8	0		
14	Dani Ceballos (19)										
		13	1	1	0			10	0		
15	Lucas Vázquez (17)										
		11	0			1	0	8	0		
16	Marco Asensio (11)										
		12	1					8	1	1	0
First Half		98	39	0	1	0	0	83	10	4	8
Second Half		250	34	3	3	4	6	195	10	5	0
Total		348	73	3	4	4	6	278	20	9	8

Description:

S : Success

White : First Half

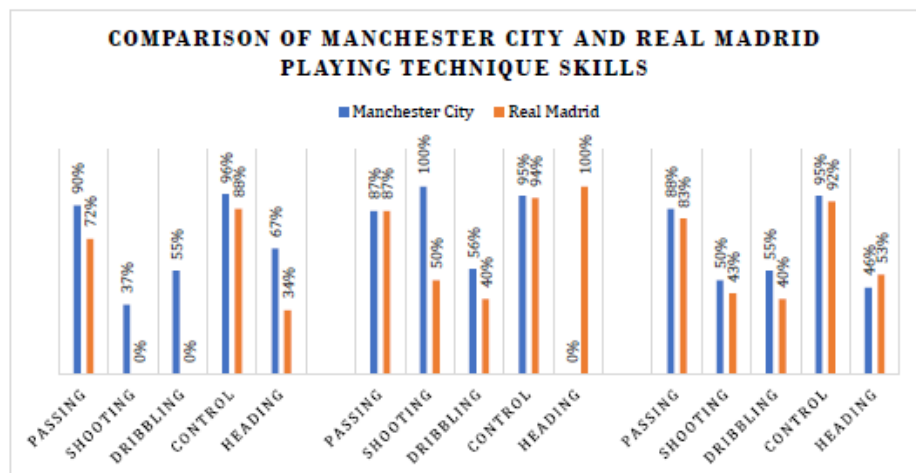
F : Failed

Blue : Second Half

*The number under the name is Number Back

Table 12. Statistical Data of Playing Technique Skills of Manchester City Team and Real Madrid Team

Manchester City Team												
K T B	First Half		Second Half		Full Time		First Half		Second Half		Full Time	
	S	F	S	S	F	S	S	F	S	F	S	F
Passing	323	37	235	31	558	68	90%	10%	87%	13%	88%	12%
Shooting	5	8	3	0	8	8	37%	63%	100%	0%	50%	50%
Dribbling	10	8	8	6	18	14	55%	45%	56%	44%	55%	45%
Control	253	9	197	8	450	17	96%	4%	95%	5%	95%	5%
Heading	8	4	0	5	8	9	67%	33%	0%	100%	46%	54%
Total	599	66	443	50	1.042	116	89%	11%	90%	10%	90%	10%
Real Madrid Team												
K T B	First Half		Second Half		Full Time		First Half		Second Half		Full Time	
	S	F	S	S	F	S	S	F	S	S	F	S
Passing	98	39	250	34	348	73	72%	28%	87%	13%	83%	17%
Shooting	0	1	3	3	3	4	0%	100%	50%	50%	43%	57%
Dribbling	0	0	4	6	4	6	0%	100%	40%	60%	40%	60%
Control	83	10	195	10	278	20	88%	12%	94%	6%	92%	8%
Heading	4	8	5	0	9	8	34%	66%	100%	0%	53%	47%
Total	185	58	457	53	642	111	75%	25%	90%	10%	84%	16%

Figure 4. Percentage Comparison of the Quality of Playing Techniques of Manchester City and Real Madrid Players

*NB The left shows the technical skills of playing in the first half, The centre shows the technical skills of playing in the second half. The right shows the technical skills of playing at full time.

In the first half of the Manchester City Team against Real Madrid Team seen from the percentage of playing technique skills, the Manchester City Team excelled in all playing techniques such as passing (by 18%), shooting (by 37%), dribbling (by 55%), ball control (by 1%) and heading (by 100%).

Furthermore, in the first half, the most frequently used technique by the Manchester City team was passing, which was used 360 times and the best technique used by the Manchester City team was ball control with a percentage of 96% success. While the most frequently used technique by the Real Madrid Team is passing, which is 137 times used and the best technique used by the Real Madrid Team is ball control with a percentage of 88% success.

In the second half of the Manchester City Team against the Real Madrid Team, seen from the percentage of playing technique skills, the Manchester City Team excelled in shooting techniques (by 50%), dribbling (by 16%), and ball control (by 1%) while the Real Madrid Team only excelled in heading techniques (by 100%) then drew on passing techniques.

Furthermore, in the second half, the most frequently used technique by the Manchester City Team was passing, which was used 266 times and the best technique used by the Manchester City Team was shooting with a percentage of 100% success. While the most frequently used technique of the Real Madrid Team is passing, which is 284 times used and the best technique used by the Real Madrid Team is heading with a percentage reaching 100% success.

At full time Manchester City Team against Real Madrid Team seen from the percentage of playing technique skills, Manchester City Team excels in passing techniques (by 5%), shooting (by 7%), dribbling (by 15%), and ball control (by 3%) while Real Madrid Team only excels in heading techniques.

Furthermore, in full time, the most frequently used technique by the Manchester City Team is passing, which is 626 times used and the best technique used by the Manchester City Team is ball control with a percentage reaching 95% success. While the most frequently used technique of the Real Madrid Team is passing which is 421 times used and the best technique used by the Real Madrid Team is ball control with a percentage reaching 92% success.

Table 13. Data on Observation of Playing Technique Skills of Manchester City Team Vs Inter Milan Team

No	Name	Passing		Shooting		Dribbling		Ball Control		Heading	
		S	F	S	F	S	F	S	F	S	F
1	Ederson (31)	16	2					15	0		
		5	8					5	0		
2	Nathan Aké (6)	48	4			0	1	41	1	1	0
		28	2					22	0		
3	Rúben Dias (3)	53	2			1	0	38	1	2	3
		19	5	0	1			17	0	4	2
4	Manuel Akanji (25)	35	3	0	1			26	0		
		18	2					17	1		
5	Rodri (16)	39	4			1	0	26	1	2	0
		22	1	1	0			15	0	1	1
6	John Stones (5)	17	1			2	0	18	0	0	1
		16	3			5	1	17	1		
7	Bernardo Silva (20)	15	2	0	1	1	1	18	1		
		16	5			1	3	16	0	0	1
8	Kevin De Bruyne (17)	14	4	1	0	1	0	18	1	0	1
		0	0								
9	İlkay Gündoğan (8)	24	2			1	1	21	1	1	0
		21	4					19	1	0	1
10	Jack Grealish (10)	11	2			0	2	17	1	1	0
		12	2			4	2	14	1	0	3
11	Erling Haaland (9)	2	0	1	0	1	0	2	0		
		1	5			1	0	2	1	3	2
12	Phil Foden (47)	4	2					5	1		
		6	4	1	0	1	0	7	0	0	3
13	Kyle Walker (2)										
		1	0							1	
First Half		278	28	2	2	8	5	245	8	7	5
Second Half		167	39	2	1	12	6	151	5	9	13
Total		448	67	4	3	20	11	396	13	16	18

Description:

S : Success

White : First Half

F : Failed

Blue : Second Half

*The number under the name is Number Back

Table 14. Data on Observation of Inter Milan Team Playing Technique Skills

No	Name	Passing		Shooting		Dribbling		Ball Control		Heading	
		S	F	S	F	S	F	S	F	S	F
1	André Onana (24)	18	6					18	0		
		14	6			0	1	12	0		
2	Matteo Darmian (36)	24	2	0	1			17	0		
		12	1					9	1	1	3
3	Francesco Acerbi (15)	22	3					16	0		
		22	4					20	0	0	1
4	Alessandro Bastoni (95)	17	0					13	0	1	0
		18	6					15	0	2	0
5	Denzel Dumfries (2)	6	3					6	0	1	2
		9	2			1	0	7	0	2	0
6	Nicolò Barella (23)	16	2	0	1	1	1	14	1		
		19	1	0	2			16	0		
7	Marcelo Brozovic (77)	29	4	0	1	1	0	19	4		
		21	2					20	0	1	1
8	Hakan Çalhanoğlu (20)	9	3					11	1	0	1
		8	2	0	1			4	0	1	0
9	Federico Dimarco (32)	9	1					9	1		
		13	3	1	1			12	1	0	1
10	Lautaro Martinez (10)	3	3	1	0	0	2	4	4	0	2
		9	2	1	0	1	0	7	2	1	1
11	Edin Dzeko (9)	3	2					2	2	3	2
		0	0			1	0	1	0	1	0
12	Henrikh Mkhitaryan (22)										
		8	2			0	1	3	0		
13	Romelu Lukaku (90)										
		3	2	2	1			2	0	2	2
14	Robin Gosens (8)										
		8	2	1	0			4	0	1	0
15	Danilo D'Ambrosio (33)										
		1	2					1	0	1	0
16	Raoul Bellanova (12)										
		4	1					4	0		
First Half		156	29	1	3	2	3	129	13	5	7
Second Half		169	40	5	5	3	2	137	4	13	9
Total		325	69	6	8	5	5	266	17	18	16

Description:

S : Success

White : First Half

F : Failed

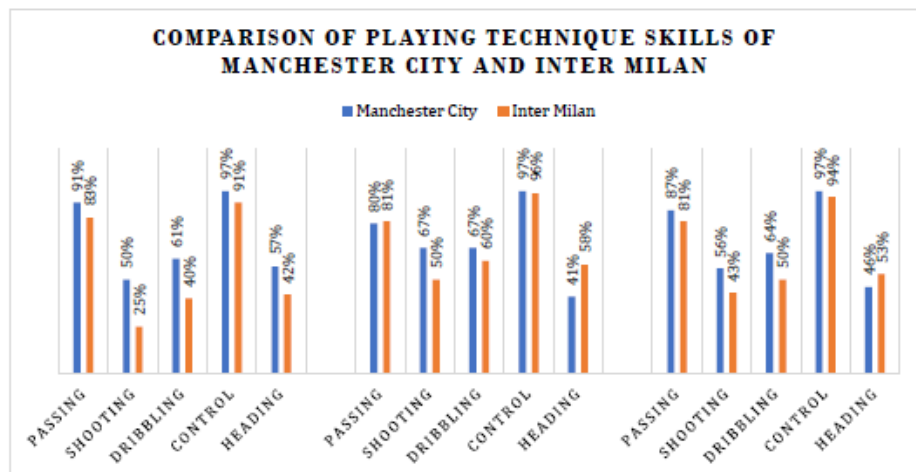
Blue : Second Half

*The number under the name is Number Back

Table 15. Statistical Data of Playing Technique Skills of Manchester City Team and Inter Milan Team

Manchester City Team												
	First Half		Second Half		Full Time		First Half		Second Half		Full Time	
	S	F	S	S	F	S	S	F	S	F	S	F
Passing	278	28	167	39	445	67	91%	9%	80%	20%	87%	13%
Shooting	2	2	2	1	4	3	50%	50%	67%	33%	56%	44%
Dribbling	8	5	12	6	20	11	61%	39%	67%	33%	64%	36%
Control	245	8	151	5	396	13	97%	3%	97%	3%	97%	3%
Heading	7	5	9	13	16	18	57%	43%	41%	59%	46%	54%
Total	540	48	341	64	881	112	92%	8%	83%	17%	89%	11%

Inter Milan Team												
	First Half		Second Half		Full Time		First Half		Second Half		Full Time	
	S	F	S	S	F	S	S	F	S	S	F	S
Passing	156	29	169	40	325	69	83%	17%	81%	19%	81%	19%
Shooting	1	3	5	5	6	8	25%	75%	50%	50%	43%	57%
Dribbling	2	3	3	2	5	5	40%	60%	60%	40%	50%	50%
Control	129	13	137	4	266	17	91%	8%	96%	4%	94%	6%
Heading	5	7	13	9	18	16	42%	58%	58%	42%	53%	47%
Total	293	55	327	60	620	115	83%	17%	83%	17%	83%	17%

Figure 5. Percentage Comparison of the Quality of Playing Techniques of Manchester City and Inter Milan Players

*NB The left shows the technical skills of playing in the first half, The centre shows the technical skills of playing in the second half, The right shows the technical skills of playing at full time.

In the first half of the Manchester City Team against the Inter Milan Team, seen from the percentage of playing technique skills, the Manchester City Team excelled in all playing techniques such as passing (by 8%), shooting (by 25%), dribbling (by 21%), ball control (by 6%) and heading (by 15%).

Furthermore, in the first half, the most frequently used technique of the Manchester City Team was passing, which was used 306 times and the best technique used by the Manchester City Team was ball control with a percentage of 97% success. While the most frequently used technique of the Inter Milan Team is passing, which is 185 times used and the best technique used by the Inter Milan Team is ball control with a percentage reaching 91% success.

In the second half of the Manchester City Team against the Inter Milan Team, seen from the percentage of playing technique skills, the Manchester City Team excelled in shooting techniques (by 17%), dribbling (by 7%), and ball control (by 1%) while the Real Madrid Team excelled in passing techniques (by 1%) and heading (by 17%).

Furthermore, in the second half, the most frequently used technique by the Manchester City Team was passing, which was used 206 times and the best technique used by the Manchester City Team was ball control with a percentage of 97% success. While the most frequently used technique of the Inter Milan Team is passing, which is 209 times used and the best technique used by the Inter Milan Team is ball control with a percentage reaching 96% success.

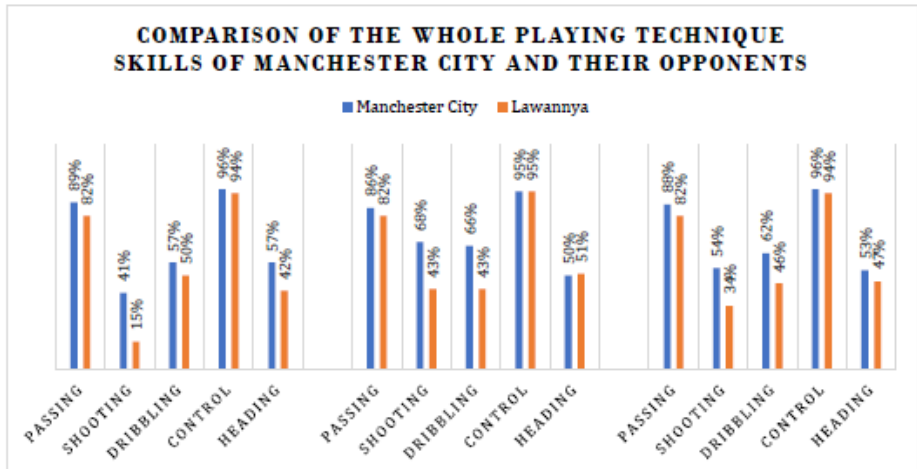
At full time the Manchester City Team against the Inter Milan Team seen from the percentage of playing technique skills, the Manchester City Team excels in passing techniques (by 6%), shooting (by 13%), dribbling (by 14%), and ball control (by 3%) while the Real Madrid Team only excels in techniques and heading (by 7%).

Furthermore, in full time the most frequently used technique of the Manchester City Team is passing, which is 512 times used and the best technique used by the Manchester City Team is ball control with a percentage reaching 97% success. While the technique most often used by the Inter Milan Team is passing, which is 394 times used and the technique best used by the Inter Milan Team is ball control with a percentage of 94% success.

Table 16. Statistical Data of All Playing Technique Skills of Manchester City Team and its Opponents

All Man City Matches												
	First Half		Second Half		Full Time		First Half		Second Half		Full Time	
	S	F	S	S	F	S	S	F	S	F	S	F
Passing	1.376	160	1.115	167	2.491	327	89%	11%	86%	14%	88%	12%
Shooting	19	27	28	13	47	40	41%	59%	68%	32%	54%	46%
Dribbling	37	27	45	23	82	50	57%	43%	66%	34%	62%	37%
Control	1.142	40	910	43	2.052	83	96%	4%	95%	5%	96%	4%
Heading	26	19	30	30	56	49	57%	43%	50%	50%	53%	47%
Total	2.600	273	2.128	276	4.728	549	90%	10%	88%	12%	89%	11%

All Opponents Matches												
	First Half		Second Half		Full Time		First Half		Second Half		Full Time	
	S	F	S	S	F	S	S	F	S	S	F	S
Passing	820	176	896	185	1.716	361	82%	18%	82%	18%	82%	18%
Shooting	2	11	13	17	15	28	15%	85%	43%	57%	34%	66%
Dribbling	19	19	16	21	35	40	50%	50%	43%	57%	46%	54%
Control	716	44	762	36	1.478	80	94%	6%	95%	5%	94%	6%
Heading	19	26	32	30	51	56	42%	58%	51%	49%	47%	53%
Total	1.576	276	1.719	289	3.295	565	85%	15%	85%	15%	85%	15%

Figure 6. Percentage Comparison of the Overall Quality of Playing Techniques of Manchester City Players and Their Opponents

*NB The left shows the technical skills of playing in the first half, The centre shows the technical skills of playing in the second half, The right shows the technical skills of playing at full time.

In the first half of the Manchester City Team against all opponents, seen from the percentage of playing technique skills, the Manchester City Team excelled in all playing techniques such as passing (by 7%), shooting (by 26%), dribbling (by 7%), ball control (by 2%) and heading (by 15%).

Furthermore, in the first half, the most frequently used technique by the Manchester City team was passing, which was used 1,536 times and the best technique used by the Manchester City team was ball control with a percentage of 96% success. While the technique most often used by the opposing team is passing, which is 996 times used and the technique best used by the opposing team is ball control with a percentage reaching 94% success.

In the second half of the Manchester City Team against the entire Opponent seen from the percentage of playing technique skills, the Manchester City Team excelled in passing techniques (by 4%), shooting (by 25%), and dribbling (by 23%) while the Opponent Team only excelled in heading techniques (by 1%) then drew on ball control techniques.

Furthermore, in the second half, the most frequently used technique by the Manchester City Team was passing, which was used 1,282 times and the best technique used by the Manchester City Team was ball control with a percentage of 95% success. While the technique most often used by the opposing team is passing, which is 1,081 times used and the technique best used by the opposing team is ball control with a percentage reaching 95% success.

At full time the Manchester City Team against all opponents seen from the percentage of playing technique skills, the Manchester City Team excels in all playing techniques such as passing (by 6%), shooting (by 20%), dribbling (by 16%), ball control (by 2%) and heading (by 6%).

Furthermore, at full time the most frequently used technique of the Manchester City Team is passing which is 2,818 times used and the best technique used by the Manchester City Team is ball control with a percentage reaching 96% success. While the technique most often used by the opposing team is passing, which is 2,077 times used and the technique best used by the opposing team is ball control with a percentage of 94% success.

3.2 Discussion

The purpose of this study is to determine the success of the playing technique skills of the Manchester City Team in the 2022-2023 Champions League season with the focus of analysis being passing, shooting, dribbling, ball control and heading. It is hoped that the data generated can be used as input for players, coaches and team management. Therefore for the upcoming match, the coach can provide an evaluation of the parts that are still lacking so that the playing performance of a team is much better or improved than before.

Table 17. Manchester City Match Score Results in the 2022-2023 Champions League

Matches	Scores		
	First Half	Second Half	Full Time
Manchester City Vs Sevilla	[1 : 0]	[3 : 0]	[4 : 0]
Manchester City Vs RB Leipzig	[3 : 0]	[4 : 0]	[7 : 0]
Manchester City Vs Bayern Munchen	[1 : 0]	[2 : 0]	[3 : 0]
Manchester City Vs Real Madrid	[2 : 0]	[2 : 0]	[4 : 0]
Manchester City Vs Inter Milan	[0 : 0]	[1 : 0]	[1 : 0]

From the data processing and analysis, the researcher found that the Manchester City team in five matches in the 2022-2023 Champions League was dominant in using passing techniques and also had a high percentage (on average 88% and only lost to the percentage of the quality of ball control techniques) and then ball control techniques were the techniques that had the highest quality (by 96%) compared to other techniques. In general, passing and ball control techniques are mutually sustainable. By performing passing and ball control techniques, players are expected to be able to master ball possession and prevent the opposing team from mastering ball possession.

Similar to excelling in ball possession percentage, a team that excels in passing percentage and successful ball control from its opponents has a high probability of scoring goals and winning the match (McHale and Relton, 2018). The dominance in passing greatly affects the team in controlling the game (Lago, 2011). When players can have good ball possession, the team will have more advantages to win a match (Cordon-Carmona, 2020).

Then to further increase player confidence, the team must be able to control the ball and have the opportunity to score goals or defend the goal so as not to concede (Darmawan & Putera, 2012: 57). So it is natural that Manchester City players are able to dominate the game because they have good passing and ball control qualities, because Manchester City players are dominant in performing passing techniques.

These results are in line with the research of Frans Moeller Siregar and Muhammad Faruk who stated that passing is a very important football technique (Siregar and Faruk, 2019). This is reinforced by research (17) which states that passing technique is a very prominent technique in football games. The impact if a team has good passing and ball control quality is that the team is strong in ball possession.

Being able to pass and ball control well will make it easier for a team to set the tempo of the game, both when attacking and defending (Fernandes, 2020). During ball control, a team will have more opportunities to see gaps in the opponent's defence, superior passing and ball control will make the opposing team have fewer opportunities to control the ball so that it will reduce the possibility of the opponent scoring goals (12).

Offensive function, ball possession is able to play the tempo situationally. Sometimes slow and sometimes fast as needed. In addition, possession also provides an opportunity to be patient in spotting gaps in the opponent's defence. Possession also provides psychological confidence. Playing the ball is mentally more comfortable than constantly chasing the ball. Defensively, possession obviously prevents the opposition from scoring when they have the ball. Any team that takes longer in possession is almost certain to score goals and win the match (Folgado, 2021).

This leads us to the notion that in order to score, a team must control possession, but in some cases, the percentage of possession may not be a good indicator that the team

is playing well (Lago-Peñas and Dellal, 2010). However, possession is influenced by situational variables (such as score and match status) and not only by playing style (Bradley, Lago-Peñas, Rey, and Sampaio, 2014). The Manchester City team in winning the 2022-2023 Champions League does not necessarily always excel in the percentage of passing and ball control from its opponents, but the Manchester City team is able to appear effective by always excelling in shooting techniques this can also bring the team to win the match. In the overall shooting technique percentage (first half, second half and full time), the Manchester City team always excels, this proves that the average shooting percentage of the winning team is superior to the losing team. Excellence in the number of shots will increase its chances of scoring goals and winning the match (Davids, 2018).

From the results of the study it is known that Manchester City's shooting percentage is always superior to its opponent. Shooting techniques are needed in a football game because by scoring goals against the opponent's goal, the hope of winning the match will be higher. Total shots, shots on target, and ball possession are the variables related to offensive actions that most distinguish the winning team from the teams that draw and lose (11). Once again, the effectiveness of attacking actions seems to be the main factor determining victory in football (Casamichana and Lago, 2012). Leite (2013) who studied the same European tournament also observed that the team that scored the first goal won the match in 70.9% of the matches. In the same study, when considering the attack strategy used to score a goal, organised attack was the most successful instrument (44.1% of cases). Other authors have studied the impact of the first goal on the final score and found that when a team scores the first goal, it wins the match on more than 73% of occasions in European Championships or World Cups (Armatas and Yiannakos, 2010, Armatas, Yiannakos, Papadopoulou, and Skoufas, 2009, Leite, 2013, Mitrotasios and Armatas, 2014).

Then from the results of the study it is known that the percentage of Manchester City dribbling is always superior to its opponent (by 16%), this dribbling technique is very necessary in a football game, because by doing good dribbling can provide an advantage and can open up space for friends and make it difficult for the opponent's defence. If this can be done, the hope of winning the match will be higher.

However, Manchester City players also have shortcomings in their competitive performance. The results showed that in the second half, Manchester City lost the heading technique (by 1%) to their opponents. However, overall the percentage of heading techniques of Manchester City players is slightly superior to their opponents at 53% and their opponents at 47%. Research conducted by Miftahul Hamdi found that heading techniques affect the final result of the match because if the player's header is done correctly it will increase the team's chances of scoring goals (Hamdi, 2019).

A team can win a match if the team appears attractive, controls the match, has good skills, is calm, and mentally strong (Saputra n.d. 2015). This means that every player must master the technique of playing football competently. In addition to the techniques possessed by players, there are other factors that affect the outcome of the match such as, game tactics, understanding of game strategy, very formation and mental factors. Players who have a good strategy, mean that they have strong, creative and quick thinking in making decisions. Supported by good physical, technical and mental game quality. A common mistake that coaches often make is to ignore the psychological or

mental aspects of players during training, therefore they always only emphasise training for perfect mastery of tactics, techniques and formations (Harsono, 2015).

Passing, shooting, dribbling, ball control and heading techniques can determine a team in achieving a victory. Based on Table 16. statistical data on all playing technique skills of the Manchester City team and their opponents, overall (first half, second half and full time) the percentage of playing techniques of the Manchester City team only lost in one aspect of the technique, namely heading techniques (by 1% in the second half) the rest were able to excel, this proves that the percentage of successful passing, shooting, dribbling, ball possession and heading techniques can have an influence on the victory of football games. Judging from the results of statistical observations on five Manchester City matches in the 2022-2023 Champions League, overall playing technique skills such as passing, shooting, dribbling, ball control and heading performed by the Manchester City Team have quality skills above 50% while their opponents still have quality techniques that are still below 50%, this is one of the factors that make Manchester City able to win the 2022-2023 Champions League season.

4. Conclusion

It can be concluded from the results of the analysis of the Manchester City team in five matches in the UEFA Champions League season 2022-2023, namely:

1. The average percentage of the most dominant and best techniques used by the Manchester City team is passing 564 times (88%), shooting 17 times (54%), dribbling 26 times (62%), ball control 427 times (96%) and heading 21 times (53%).
2. The most dominant technique used by the Manchester City team in the five matches was the passing technique 2,818 times and the ball control technique was the technique that had the highest quality (96%) compared to other techniques.
3. The average percentage of Manchester City team techniques against all opponents is seen from the percentage of playing technique skills, the Manchester City Team excels in all playing techniques such as passing (by 6%), shooting (by 20%), dribbling (by 16%), ball control (by 2%) and heading (by 6%).

Based on statistical data on all playing technique skills of the Manchester City team and their opponents, overall (first half, second half and full time) the percentage of playing techniques of the Manchester City team only lost in one aspect of the technique, namely heading techniques (by 1% in the second half) the rest were able to excel, both in the first half, second half and full time, this proves that the percentage of successful passing, shooting, dribbling, ball possession and heading techniques can have an influence on the final result of the match.

Judging from the results of statistical observations in five Manchester City matches in the 2022-2023 Champions League, overall playing technique skills such as passing, shooting, dribbling, ball control and heading performed by the Manchester City team have quality skills above 50% while their opponents still have quality techniques that are still below 50%, this is one of the factors that make the Manchester City team able to carry out tactics, strategies and dominate the game and succeed in becoming champions in the 2022-2023 Champions League season. But in addition to the techniques possessed by players, there are other factors that influence the outcome of matches such as, game tactics, understanding of game strategies, formations and mental factors.

Suggestions

Based on the above conclusions, the researcher provides the following suggestions:

1. To optimise the team's performance in football matches, it is better to pay attention to playing technique skills by increasing the effectiveness of training.
2. Video analysis of the match will benefit the team and players, and the football game will be maximised.
3. This method is very effective as an evaluation material for teams and players, in order to improve the quality of play.

The author realises that there are many shortcomings and limitations in this research, this research only focuses on passing, shooting, dribbling, ball control and headers. It is estimated that there are still many factors that influence the skills of playing football, therefore it is hoped that future researchers will further refine the research by adding other research variables.

5. References

1. Achmad Pratama, S. & Linda Susila. (2022). PENGARUH LATIHAN FISIK SPRINT 100 M TERHADAP KETEPATAN MENENDANG BOLA KE ARAH GAWANG DARI JARAK 18 M PADA CLUB SEPAK BOLA TARUNA POTU. JOURNAL SCIENTIFIC OF MANDALIKA (JSM) e-ISSN 2745-5955 | p-ISSN 2809-0543, 3(4), 267–270. <https://doi.org/10.36312/10.36312/vol3iss4pp267-270>
2. Fauzan, M. N., & Bawono, M. N. (2021). ANALISIS STATISTIK PERTANDINGAN TIM NASIONAL SEPAK BOLA INDONESIA U-18 DI PIALA AFF 2019. 09(03).
3. Fauzen, A. (2023). UNIVERSITAS ISLAM NEGERI KIAI HAJI ACHMAD SIDDIQ JEMBER FAKULTAS SYARIAH 2022.
4. Kerr-Cumbo, R. (2022). A Case Study Applying Lag-Sequential Analysis on Manchester City's End of Offensive Phase During the UEFA Champions League. *Journal of Health, Sports, and Kinesiology*, 3(2), 20–31. <https://doi.org/10.47544/johsk.2022.3.2.20>.
5. Lestari, E., & Winandi, W. (2019). Match Fixing Gratification In Football. Proceedings of the Proceedings of the 1st International Conference on Business, Law And Pedagogy, ICBLP 2019, 13-15 February 2019, Sidoarjo, Indonesia. Proceedings of the 1st International Conference on Business, Law And Pedagogy, ICBLP 2019, 13-15 February 2019, Sidoarjo, Indonesia, Sidoarjo, Indonesia. <https://doi.org/10.4108/eai.13-2-2019.2286503>
6. Lewis, C. J., Roberts, S. J., & Andrews, H. (2018). 'Why am I putting myself through this?' Women football coaches' experiences of the Football Association's coach education process. *Sport, Education and Society*, 23(1), 28–39. <https://doi.org/10.1080/13573322.2015.1118030>.

7. Modric, T., Versic, S., Chmura, P., Andrzejewski, M., Konefał, M., Raskovic, B., Drid, P., & Sekulic, D. (2022). The effect of ball possession on physical and technical performance in UEFA Champions league matches. *Journal of Sports Sciences*, 40(24), 2750–2759. <https://doi.org/10.1080/02640414.2023.2191389>.
8. Modric, T., Versic, S., Chmura, P., Konefał, M., Andrzejewski, M., Jukic, I., Drid, P., Pocek, S., & Sekulic, D. (2022). Match Running Performance in UEFA Champions League: Is There a Worthwhile Association with Team Achievement? *Biology*, 11(6), Article 6. <https://doi.org/10.3390/biology11060867>.
9. Mubaroq, F., & Widodo, A. (2022). ANALISIS FAKTOR KETERAMPILAN BERMAIN SEPAK BOLA TIM NASIONAL INDONESIA PADA PERTANDINGAN FINAL AFF SUZUKI CUP 2020 (PERTANDINGAN 29 DESEMBER 2021 DAN 1 JANUARI 2022). 10(04).
10. Mundiri, M. T. A. (2018). PENGEMBANGAN MODEL LATIHAN BERTAHAN BERBASIS ANALISIS VIDEO PERTANDINGAN JUVENTUS FC VS TOTTENHAM HOTSPUR FC DALAM PERTANDINGAN 16 BESAR LIGA CHAMPIONS 2018. 07(02).
11. Peñas, L. (2018). LA INFLUENCIA DE JUGAR LA LIGA DE CAMPEONES EN EL RESULTADO DE LOS EQUIPOS EN LA LIGA ESPAÑOLA DE FÚTBOL. LA IMPORTANCIA DE LA DENSIDAD COMPETITIVA.
12. Pina, T. J., Paulo, A., & Araújo, D. (2017). Network Characteristics of Successful Performance in Association Football. A Study on the UEFA Champions League. *Frontiers in Psychology*, 8, 1173. <https://doi.org/10.3389/fpsyg.2017.01173>.
13. Prabowo, Y. E., & Widodo, A. (2021). ANALISIS KETERAMPILAN TEKNIK PASSING DAN SHOOTING PADA PEMAIN REAL MADRID VS ATLETICO MADRID DALAM PERTANDINGAN FINAL PIALA SUPER SPANYOL 2020. 09(01).
14. Pranjic, T., Modric, T., & Uljevic, O. (2022). Match Running Performance in UEFA Champions League: Do More Successful Teams Really Run Less? *Sport Mont*, 20(3), 9–13.
15. Quddus, A., Dinata, K., & Daniyantara, D. (2018). Pengaruh Variasi Latihan Terhadap Peningkatan Keterampilan Bermain Sepak Bola Pada Club Putra Baja Fc. *Jurnal Porkes*, 1(1), Article 1. <https://doi.org/10.29408/porkes.v1i1.1097>.
16. Rachmawan, M. R., Supriatna, S., Taufik, T., & Hariadi, I. (2022). Analisis Statistik Pertandingan Sepakbola Tim Persebaya Surabaya Pada Piala Gubernur Jatim Tahun 2020. *Sport Science and Health*, 4(11), 1001–1014. <https://doi.org/10.17977/um062v4i112022p1001-1014>

17. Ramadhan, A., & Bulqini, A. (2018). Analisis Receive pada Pertandingan Final Sepak Takraw Pomda Jatim 2017. *JSES : Journal of Sport and Exercise Science*, 1(1), 13. <https://doi.org/10.26740/jses.v1n1.p13-19>
18. Rizvi, M. T., & Widodo, A. (2019). ANALISIS TINGKAT KEBERHASILAN PEMAIN DEPAN DAN BELAKANG DALAM ADU PENALTI PADA BABAK FINAL LIGA CHAMPIONS EROPA.
19. Sanubarianto, S. T., Yanuarsih, S., Letreng, I. W., & Abadi, M. I. (2020). PERBANDINGAN TINDAK ILOKUSI DALAM TUTURAN KOMENTATOR SEPAK BOLA LIGA INGGRIIS DAN LIGA INDONESIA: KAJIAN PRAGMATIK LINTAS BUDAYA. 11(1).
20. Sudirman, S. (2022). Paired and Unpaired Passing Practice Against the Ability of Passing the Ball in Football Games. *COMPETITOR: Jurnal Pendidikan Kepelatihan Olahraga*, 14(1), 149. <https://doi.org/10.26858/cjpk.v14i1.32526>
21. Priyo Utomo, N., Indarto (2021). Analisis Keterampilan Teknik Dasar Passing dalam Sepak Bola. *Jurnal Porkes*, 4(2), 87–94. <https://doi.org/10.29408/porkes.v4i2.4578>
22. Wen, L. (2019). Analysis of the Offensive Performance of the Top 16 Teams in the Champions League in 2017-2018 Season. *Proceedings of the 4th International Conference on Contemporary Education, Social Sciences and Humanities (ICCESSH 2019)*. *Proceedings of the 4th International Conference on Contemporary Education, Social Sciences and Humanities (ICCESSH 2019)*, Moscow, Russia. <https://doi.org/10.2991/iccessh-19.2019.350>
23. Wicaksono, I. D. A. (2017). PENGARUH KONTEN PENGETAHUAN OLAHRAGA DI YOUTUBE TERHADAP PERILAKU BELAJAR MAHASISWA OLAHRAGA PRODI ILMU KEOLAHRAGAAN ANGKATAN 2017 FAKULTAS ILMU KEOLAHRAGAAN UNIVERSITAS NEGERI YOGYAKARTA.
24. Yi, Q., Gómez, M.-Á., Liu, H., & Sampaio, J. (2019). Variation of match statistics and football teams' match performance in the group stage of the UEFA Champions League from 2010 to 2017 . *Kinesiology*, 51(2), 170–181. <https://doi.org/10.26582/k.51.2.4>
25. Yi, Q., Gómez-Ruano, M.-Á., Liu, H., Zhang, S., Gao, B., Wunderlich, F., & Memmert, D. (2020). Evaluation of the Technical Performance of Football Players in the UEFA Champions League. *International Journal of Environmental Research and Public Health*, 17(2), 604. <https://doi.org/10.3390/ijerph17020604>
26. Yi, Q., Groom, R., Dai, C., Liu, H., & Gómez Ruano, M. Á. (2019). Differences in Technical Performance of Players From 'The Big Five' European Football Leagues in the UEFA Champions League. *Frontiers in Psychology*, 10, 2738. <https://doi.org/10.3389/fpsyg.2019.02738>

Open Access This chapter is licensed under the terms of the Creative Commons Attribution-NonCommercial 4.0 International License (<http://creativecommons.org/licenses/by-nc/4.0/>), which permits any noncommercial use, sharing, adaptation, distribution and reproduction in any medium or format, as long as you give appropriate credit to the original author(s) and the source, provide a link to the Creative Commons license and indicate if changes were made.

The images or other third party material in this chapter are included in the chapter's Creative Commons license, unless indicated otherwise in a credit line to the material. If material is not included in the chapter's Creative Commons license and your intended use is not permitted by statutory regulation or exceeds the permitted use, you will need to obtain permission directly from the copyright holder.

